


















# 점 수 분 포 표

점수구간	국어			분포 그래프	소방관계법규			분포 그래프	소방학개론			분포 그래프	총점			분포 그래프
	인원	비율	누적비율		인원	비율	누적비율		인원	비율	누적비율		인원	비율	누적비율	
260	0	0	0		0	0	0		0	0	0		1	14.	14.29	 14.29
250	0	0	0		0	0	0		0	0	0		0	0	14.29	
240	0	0	0		0	0	0		0	0	0		1	14.	28.57	 14.29
230	0	0	0		0	0	0		0	0	0		0	0	28.57	
220	0	0	0		0	0	0		0	0	0		0	0	28.57	
210	0	0	0		0	0	0		0	0	0		3	42.	71.43	 42.86
200	0	0	0		0	0	0		0	0	0		0	0	71.43	
190	0	0	0		0	0	0		0	0	0		1	14.	85.71	 14.29
180	0	0	0		0	0	0		0	0	0		0	0	85.71	
170	0	0	0		0	0	0		0	0	0		0	0	85.71	
160	0	0	0		0	0	0		0	0	0		0	0	85.71	
150	0	0	0		0	0	0		0	0	0		0	0	85.71	
140	0	0	0		0	0	0		0	0	0		0	0	85.71	
130	0	0	0		0	0	0		0	0	0		0	0	85.71	
120	0	0	0		0	0	0		0	0	0		0	0	85.71	
110	0	0	0		0	0	0		0	0	0		0	0	85.71	
100	0	0	0		0	0	0		1	14.	14.29	 14.29	0	0	85.71	
90	0	0	0		2	28.	28.57	 28.57	0	0	14.29		0	0	85.71	
80	0	0	0		3	42.	71.43	 42.86	2	28.	42.86	 28.57	0	0	85.71	
70	2	28.	28.57	 28.57	1	14.	85.71	 14.29	2	28.	71.43	 28.57	0	0	85.71	
60	1	14.	42.86	 14.29	0	0	85.71		1	14.	85.71	 14.29	0	0	85.71	
50	4	57.	100	 57.14	0	0	85.71		0	0	85.71		1	14.	100	 14.29
40	0	0	100		0	0	85.71		0	0	85.71		0	0	100	
30	0	0	100		0	0	85.71		0	0	85.71		0	0	100	
20	0	0	100		0	0	85.71		0	0	85.71		0	0	100	
10	0	0	100		0	0	85.71		0	0	85.71		0	0	100	
0	0	0	100		1	14.	100	 14.29	1	14.	100	 14.29	0	0	100	
합	7	100			7	100			7	100			7	100		