










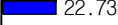












# 점 수 분 포 표

점수 구간	국어			분포 그래프	소방학개론			분포 그래프	영어			분포 그래프	총점			분포 그래프
	인원	비율	누적 비율		인원	비율	누적 비율		인원	비율	누적 비율		인원	비율	누적 비율	
240	0	0	0		0	0	0		0	0	0		2	9.09	9.09	 9.09
230	0	0	0		0	0	0		0	0	0		1	4.55	13.64	 4.55
220	0	0	0		0	0	0		0	0	0		0	0	13.64	
210	0	0	0		0	0	0		0	0	0		3	13.64	27.27	 13.64
200	0	0	0		0	0	0		0	0	0		3	13.64	40.91	 13.64
190	0	0	0		0	0	0		0	0	0		2	9.09	50	 9.09
180	0	0	0		0	0	0		0	0	0		1	4.55	54.55	 4.55
170	0	0	0		0	0	0		0	0	0		4	18.18	72.73	 18.18
160	0	0	0		0	0	0		0	0	0		2	9.09	81.82	 9.09
150	0	0	0		0	0	0		0	0	0		3	13.64	95.45	 13.64
140	0	0	0		0	0	0		0	0	0		0	0	95.45	
130	0	0	0		0	0	0		0	0	0		0	0	95.45	
120	0	0	0		0	0	0		0	0	0		0	0	95.45	
110	0	0	0		0	0	0		0	0	0		1	4.55	100	 4.55
100	0	0	0		0	0	0		0	0	0		0	0	100	
90	0	0	0		1	4.55	4.55	 4.55	0	0	0		0	0	100	
80	0	0	0		12	54.55	59.09	 54.55	3	13.64	13.64	 13.64	0	0	100	
70	2	9.09	9.09	 9.09	6	27.27	86.36	 27.27	5	22.73	36.36	 22.73	0	0	100	
60	4	18.18	27.27	 18.18	1	4.55	90.91	 4.55	5	22.73	59.09	 22.73	0	0	100	
50	8	36.36	63.64	 36.36	0	0	90.91		4	18.18	77.27	 18.18	0	0	100	
40	4	18.18	81.82	 18.18	2	9.09	100	 9.09	4	18.18	95.45	 18.18	0	0	100	
30	4	18.18	100	 18.18	0	0	100		1	4.55	100	 4.55	0	0	100	
20	0	0	100		0	0	100		0	0	100		0	0	100	
10	0	0	100		0	0	100		0	0	100		0	0	100	
0	0	0	100		0	0	100		0	0	100		0	0	100	
합계	22	100			22	100			22	100			22	100		